



Calhoun County

Road Department

"Building A Better County Through Responsive Leadership"

13300 15 Mile Road
Marshall, MI 49068
(269) 781-9841 Voice
(800) 781-5512 Toll Free
(269) 781-6101 Fax

Christopher J. Bolt, MPA, PE
Managing Director
rdinfo@calhouncountymi.gov
www.calhouncountyroads.com

Invitation for Bids

Pennfield LRP8, Pennfield Township

Sealed bids will be received by the Calhoun County Road Department at their offices on 13300 15 Mile Road, Marshall, MI 49068 until **12:00 PM EST on Monday, June 19th, 2017** for Pennfield LRP8. The work is located in Pennfield Township, Calhoun County, Michigan.

All bids must be in sealed envelopes marked:

Pennfield LRP8

No pre-bid meeting will be held. Questions about this bid package must be submitted by **Monday, June 5th, 2017** at 12:00 PM EST via email to cwehner@calhouncountymi.gov.

The Calhoun County Road Department reserves the right to reject any and all bids and to make the award in the best interest of the Calhoun County Road Department and Calhoun County. All contractors must be MDOT Prequalified to place a bid.

Clayton Wehner
Project Engineer

Pennfield Project

Project # LRP8

CCRD: CRW

5/25/17

SCOPE OF WORK

The work consists of furnishing and placing HMA and related items in Pennfield Township. The Calhoun County Road Department reserves the right to reject any and all bids and to make the award in the best interest of the Calhoun County Road Department and Calhoun County. All contractors must be MDOT Prequalified to place a bid.

PROJECT LOCATION

The project is located in Pennfield Township. A list of roads is provided below and a map is attached.

No.	Road	Length (ft)	Average Width (ft)	Square Yards	Proposed Treatment
1	Bradley St	1,700	30	5,667	CSC3.5
2	Eaton St	1,730	30	5,767	CSC3.5
3	Hopkins St	1,775	31	6,114	CSC3.5
4	Sharon Ave	1,315	31	4,529	CSC3.5
5	Van Armon Ave	1,650	31	5,683	CSC3.5
6	Sharon Ave	1,665	29	5,365	CSC3.5
7	Park Ave	570	29	1,837	CSC3.5
8	Edgemont St	605	29	1,949	CSC3.5
9	Montford St	700	29	2,256	CSC3.5
10	Oxford St	785	29	2,529	CSC3.5
11	Burton Ave	570	22	1,193	HMA1.5
12	La Grange Ave	1,225	22	2,994	HMA1.5
13	Dick St	1,130	22	2,762	HMA1.5
14	Raymond Rd N	605	22	1,479	HMA1.5
15	Willison Ave	940	22	2,298	HMA1.5
16	Hampton Ave	1,045	22	2,554	HMA1.5
17	Mill Rd	285	N/A	N/A	RESTORATION
18	Maxwell Ave	585	22	1,430	HMA1.5
19	Pickford Ave	825	22	2,017	HMA1.5
20	Kimball Ave	1,055	22	2,579	HMA1.5
21	Darlene Ln	935	22	2,286	HMA1.5
22	Chaplin Ave	900	22	2,200	HMA1.5
23	Brigden Dr	1,645	22	4,021	HMA1.5
24	12 Mile Rd	2,700	22	6,600	HMA2.0

STANDARD SPECIFICATIONS

The 2012 Standard Specifications for Construction of the Michigan Department of Transportation shall apply unless noted otherwise in these Standard and Special Provisions.

HMA MIXTURES

This item includes the furnishing, hauling, and placing the required HMA mixture as indicated below. It also includes sweeping and cleaning the existing roadway and furnishing and applying low-tracking bond coat prior to paving. This work also includes placing mixes around catch basins and spillways. No additional payment will be made for HMA valley curb. HMA for driveways, intersections, and side roads will be included in this item. CCRD crews will mill or cut and remove driveways prior to paving operations. Driveways that are milled or cut and removed must be tacked and shall receive one or two courses of HMA depending on the treatment. Asphalt driveways that are not milled shall be tacked and receive a 3' approach with one course of HMA. Gravel driveways shall receive a 3' approach with one or two courses of HMA depending on the treatment. All monument boxes and water valve boxes shall be raised to the final elevation of the road at no additional cost. Risers will be supplied by CCRD.

MIX DESIGNS

HMA 13A, MOD

1. The Contractor shall submit a mix design with a range of 5.7 to 8.0 percent (effective bitumen) of bitumen content. Target air voids of 3% through regression.
2. The Limits of the bitumen content of Range 1 shall be $\pm 0.30\%$ from the optimum mix design.
3. PG 58-28 Performance Grade Asphaltic Cement Bituminous Material shall be combined with the mineral aggregate.
4. The Contractor shall submit a mix design and test results of the aggregates to be used at least 2 weeks before commencing paving. The mix design shall be submitted to an approved testing laboratory for design compliance tests. CCRD shall require a 1 point Marshall Test Mix Design.
5. All mix designs must be approved by the Engineer.

HMA 36A, MOD

1. The Contractor shall submit a mix design with a range of 5.7 to 8.0 percent (effective bitumen) of bitumen content. Target air voids of 3% through regression.
2. The Limits of the bitumen content of Range 1 shall be $\pm 0.30\%$ from the optimum mix design.
3. PG 58-28 Performance Grade Asphaltic Cement Bituminous Material shall be combined with the mineral aggregate.
4. The Contractor shall submit a mix design and test results of the aggregates to be used at least 2 weeks before commencing paving. The mix design shall be submitted to an approved testing laboratory for design compliance tests. CCRD shall require a 1 point Marshall Test Mix Design.
5. All mix designs must be approved by the Engineer.

CALHOUN COUNTY ROAD DEPARTMENT

SPECIAL PROVISION
FOR

MARSHALL HOT MIX ASPHALT MIXTURE

CCRD: CRW

1 of 2

Date

a. Description. Furnish hot mix asphalt (HMA) mixture, designed using Marshall Mixture Design Methods, in accordance with the MDOT 2012 Standard Specifications for Construction except as modified by this special provision.

b. Mix Design. Submit the mix design for evaluation in accordance with the Department’s HMA Production Manual. Use a 50 blow Marshall hammer when compacting mixtures for developing Marshall mix designs.

c. Recycled Mixtures. Substituting reclaimed asphalt pavement (RAP) for a portion of the new material required to produce HMA mixture is allowed provided that the mixture is designed and produced to meet all criteria specified herein, unless otherwise prohibited. RAP materials must be in accordance with the MDOT 2012 Standard Specifications for Construction.

d. Materials. Table 1 provides the mix design criteria and volumetric properties. Table 2 provides the required aggregate properties. Use aggregates of the highest quality available to meet the minimum specifications. Use the mixture designation number shown in the contract item name when determining mix design properties from Tables 1 and 2.

e. Measurement and Payment. The completed work, as described, will be measured and paid for at the contract unit price using the following pay item:

Pay Item	Pay Unit
HMA (type)	Ton

Table 1: Mix Design Criteria and Volumetric Properties

	Mixture				
	2C	3C	4C	13A	36A
Target Air Void, % (a)	3.00	3.00	3.00	3.00	3.00
VMA (min) (b)	11.00	13.00	14.00	14.00	15.00
VFA	65-	65-	65-	65-78	65-
Fines to Binder Ratio (max) (c)	1.2	1.2	1.2	1.2	1.2
Flow (0.01 inch)	8 -16	8 -16	8 -16	8 -16	8 -16
Stability (min), lbs	1200	1200	1200	900	900
a Lower target air voids by 1.00% if used in a separate shoulder paving operation. Consider reducing air void targets to 3.00% for lower traffic volume roadways when designing 13A and 36A mixtures for local agency use. b VMA calculated using Gsb of the combined aggregates. c Ratio of the weight of aggregate passing the No. 200 sieve to total asphalt binder content by weight; including fines and binder contributed by RAP.					

Table 2: Aggregate Properties

	Mixture				
	2C	3C	4C	13A	36A
	Percent Passing Indicated Sieve or Property Limit				
1 1/2 inch	100				
1 inch	91-100	100			
3/4 inch	90 max.	91-100	100	100	
1/2 inch	78 max.	90 max.	91-100	75-90	100
3/8 inch	70 max.	77 max.	90 max.	60-80	92-100
No. 4	52 max.	57 max.	67 max.	45-80	65-90
No. 8	15-40	15-45	15-52	30-60	55-75
No. 16	30 max.	33 max.	37 max.	20-50	
No. 30	22 max.	25 max.	27 max.	15-40	25-45
No. 50	17 max.	19 max.	20 max.	10-25	
No. 100	15 max.	15 max.	15 max.	5-15	
No. 200	3-6	3-6	3-6	3-6	3-10
Crushed (min), % (MTM 117)	90	90	90	25	60
Soft Particle (max), % (a)	12.0	12.0	8.0	8.0	8.0
Angularity Index (min) (b)	4.0	4.0	4.0	2.5	3.0
L.A. Abrasion (max), % loss (c)	40	40	40	40	40
Sand Ratio (max) (d)	-	-	-	50	50
<p>a. The sum of the shale, siltstone, structurally weak, and clay-ironstone particles must not exceed 8.0 percent for aggregates used in top course. The sum of the shale, siltstone, structurally weak, and clay-ironstone particles must not exceed 12.0 percent for aggregates used in base and leveling courses.</p> <p>b. The fine aggregate angularity of blended aggregates, determined by MTM 118, must meet the minimum requirement. In mixtures containing RAP, the required minimum fine aggregate angularity must be met by the virgin material. NAA fine aggregate angularity must be reported for information only and must include the fine material contributed by RAP if present in the mixture.</p> <p>c. Los Angeles abrasion maximum loss must be met for the composite mixture, however, each individual aggregate must be less than 50</p> <p>d. Sand ratio for 13A and 36A no more than 50% of the material passing the No. 4 sieve is allowed to pass the No. 30 Sieve.</p>					

MICHIGAN
DEPARTMENT OF TRANSPORTATION

SPECIAL PROVISION
FOR

ACCEPTANCE OF HOT MIX ASPHALT MIXTURE ON LOCAL AGENCY PROJECTS

CFS: KPK

1 of 7

APPR:CJB:JWB:07-05-16

FHWA:APPR:07-05-16

a. Description. This special provision provides sampling and testing requirements for local agency projects using the roller method and the nuclear density gauge testing. Provide the hot mix asphalt (HMA) mixture in accordance with the requirements of the MDOT 2012 Standard Specifications for Construction, except where modified herein.

b. Materials. Provide aggregates, mineral filler (if required), and asphalt binder to produce a mixture proportioned within the master gradation limits shown in the contract, and meeting the uniformity tolerance limits in Table 1.

Table 1: Uniformity Tolerance Limits for HMA Mixtures

Parameter		Top and Leveling Course		Base Course		
Number	Description	Range 1 (a)	Range 2	Range 1 (a)	Range 2	
1	% Binder Content	±0.40	±0.50	±0.40	±0.50	
2	% Passing	# 8 & Larger Sieves	±5.0	±8.0	±7.0	±9.0
		# 30 Sieve	±4.0	±6.0	±6.0	±9.0
		# 200 Sieve	±1.0	±2.0	±2.0	±3.0
3	Crushed Particle Content (b)	Below 10%	Below 15%	Below 10%	Below 15%	
<p>a. This range allows for normal mixture and testing variations. The mixture must be proportioned to test as closely as possible to the Job-Mix-Formula.</p> <p>b. Deviation from Job-Mix-Formula.</p>						

Parameter number 2 as shown in Table 1 is aggregate gradation. Each sieve will be evaluated on one of the three gradation tolerance categories. If more than one sieve is exceeding range 1 or range 2 tolerances, only the one with the largest exceedance will be counted as the gradation parameter.

The master gradation should be maintained throughout production; however, price adjustments will be based on Table 1. Aggregates which are to be used in plant-mixed HMA mixtures must not contain topsoil, clay, or loam.

c. Construction. Submit a Mix Design and a Job-Mix-Formula to the Engineer. Do not begin production and placement of the HMA until receipt of the Engineer's approval of the Job-Mix-Formula.

Maintain the binder content, aggregate gradation, and the crushed particle content of the HMA mixture within the Range 1 uniformity tolerance limits in Table 1. For all mixtures, field regress air voids content to 3.5 percent with liquid asphalt cement unless specified otherwise on HMA application estimate.

All persons performing QC and QA HMA field sampling must be “Local Agency HMA Sampling Qualified” samplers. At the Pre-Production or Pre-Construction meeting, the Engineer will determine the method of sampling to be used. Ensure all sampling is done in accordance with MTM 313 (Sampling HMA Paving Mixtures) or MTM 324 (Sampling HMA Paving Mixtures Behind the Paver). Samples are to be taken from separate hauling loads.

For production/mainline type paving, obtain a minimum of two samples, each being 20,000 grams, each day of production, for each mix type. The Engineer will sample and maintain possession of the sample. Sampling from the paver hopper is prohibited. Each sample will be divided into two 10,000 gram parts with one part being for initial testing and the other part being held for possible dispute resolution testing. Obtain a minimum of three samples for each mix type regardless of the number of days of production.

Obtain samples that are representative of the day’s paving. Sample collection is to be spaced throughout the planned tonnage. One sample will be obtained in the first half of the tonnage and the second sample will be obtained in the second half of the tonnage. If planned paving is reduced or suspended, when paving resumes, the remaining sampling must be representative of the original intended sampling timing.

All persons performing testing must be Bit Level One certified or Bit Quality Assurance/Quality Control (QA/QC) Technician certified.

Daily test samples must be obtained, except, if the first test results show that the HMA mixture is in specification, the Engineer has the option of not testing additional samples from that day.

At the Pre-Production or Pre-Construction meeting, the Engineer and Contractor will collectively determine the test method for measuring AC content using MTM 319 (Determination of Asphalt Content from Asphalt Paving Mixtures by the Ignition Method) or MTM 325 (Quantitative Extraction of Bitumen from HMA Paving Mixtures). Back calculation will not be allowed for determining asphalt content.

Ensure all labs performing local agency acceptance testing are qualified labs per the *HMA Production Manual* and participate in the MDOT round robin process, or they must be AASHTO Materials Reference Laboratory (AMRL) accredited for AASHTO T 30 or T 27, and AASHTO T 164 or T 308. On non-NHS routes, Contractor labs must be made available, and may be used, but they must be qualified labs as previously stated. Contractor labs may not be used on NHS routes. Material acceptance testing will be completed by the Engineer within 14 calendar days for projects with less than 5,000 tons (plan quantity) of HMA and within 7 calendar days for projects with 5,000 tons (plan quantity) or more of HMA, after the Engineer has obtained the samples. Quality Assurance test results will be provided to the Contractor after the Engineer receives the Quality Control test results.

The correlation procedure for ignition oven will be established as follows. Asphalt binder content based on ignition method from MTM 319. Gradation (ASTM D 5444) and Crushed particle content

(MTM 117) based on aggregate from MTM 319. The incineration temperature will be established at the Pre-Production Meeting. The Contractor will provide a laboratory mixture sample to the acceptance laboratory to establish the correction factor for each mix. This sample must be provided to the Engineer a minimum of 14 calendar days prior to production.

For production/mainline type paving, the mixture may be accepted by visual inspection up to a quantity of 500 tons per mixture type, per project (not per day). For non-production type paving defined as driveways, approaches, and patching, visual inspection may be allowed regardless of the tonnage.

The mixture will be considered out-of-specification, as determined by the acceptance tests, if for any one mixture, two consecutive tests per parameter, (for Parameter 2, two consecutive aggregate gradations on one sieve) are outside Range 1 or Range 2 tolerance limits. If a parameter is outside of Range 1 tolerance limits and the second consecutive test shows that the parameter is outside of Range 2, then it will be considered to be a Range 1 out-of-specification. Consecutive refers to the production order and not necessarily the testing order. Out-of-Specification mixtures are subject to a price adjustment per the Measurement and Payment section.

Contractor operations will be suspended when the mixture is determined to be out-of-specification, but contract time will continue to run. The Engineer may issue a Notice of Non-Compliance with Contract Requirements (Form 1165), if the Contractor has not suspended operations and taken corrective action. Submit a revised Job-Mix-Formula or proposed alterations to the plant and/or materials to achieve the Job-Mix-Formula to the Engineer. Effects on the AWI and mix design properties will be taken into consideration. Production and placement cannot resume until receipt of the Engineer's approval to proceed.

Pavement in-place density will be measured using one of two approved methods. The method used for measuring in-place density will be agreed upon at a pre-production or pre-construction meeting.

Pavement in-place density tests will be completed by the Engineer during paving operations and prior to traffic staging changes. Pavement in-place density acceptance testing will be completed by the Engineer prior to paving of subsequent lifts and being open to traffic.

Option 1 – Direct Density Method

Use of a nuclear density gauge requires measuring the pavement density using the Gmm from the JMF for the density control target. The required in-place density of the HMA mixture must be 92.0 to 98.0 percent of the density control target. Nuclear density testing and frequency will be in accordance with the *MDOT Density Testing and Inspection Manual*.

Option 2 – Roller Method

The Engineer may use the Roller Method with a nuclear or non-nuclear density gauge to document achieving optimal density as discussed below.

Use of the density gauge requires establishing a rolling pattern that will achieve the required in-place density. The Engineer will measure pavement density with a density gauge using the Gmm from the JMF for the density control target.

Use of the Roller Method requires developing and establishing density frequency curves, and meeting the requirements of Table 2. A density frequency curve is defined as the measurement and documentation of each pass of the finished roller until the in-place density results indicate a decrease in value. The previous recording will be deemed the optimal density. The Contractor is responsible for establishing and documenting an initial or Quality Control rolling pattern that achieves the optimal in-place density. When the density frequency curve is used, the Engineer will run and document the density frequency curve for each half day of production to determine the number of passes to achieve the maximum density.

When the density frequency curve is used, the Engineer will run and document the density frequency curve for each half day of production to determine the number of passes to achieve the maximum density. Table 5, located at the end of this special provision, can be used as an aid in developing the density frequency curve. The Engineer will perform density tests using an approved nuclear or non-nuclear gauge per the manufacturer’s recommended procedures.

Table 2: Minimum Number of Rollers Recommended Based on Placement Rate

Average Laydown Rate, Square Yards per Hour	Number of Rollers Required (a)	
	Compaction	Finish
Less than 600	1	1 (b)
601 - 1200	1	1
1201 - 2400	2	1
2401 - 3600	3	1
3601 and More	4	1
a. Number of rollers may increase based on density frequency curve. b. The compaction roller may be used as the finish roller also.		

After placement, roll the HMA mixture as soon after placement as the roller is able to bear without undue displacement or cracking. Start rolling longitudinally at the sides of the lanes and proceed toward the center of the pavement, overlapping on successive trips by at least half the width of the drum. Each required roller must be 8 tons minimum in weight unless otherwise approved by the Engineer.

The initial breakdown roller must be capable of vibratory compaction and must be a maximum of 500 feet behind the paving operations. The maximum allowable speed of each roller is 3 mph or 4.5 feet/second. All compaction rollers must complete a minimum of two complete rolling cycles prior to the mat temperature cooling to 180 degrees Fahrenheit (F). Continue finish rolling until all roller marks are eliminated and no further compaction is possible. The Engineer will verify and document that the roller pattern has been adhered to. The Engineer can stop production when the roller pattern is not adhered to.

d. Measurement and Payment. The completed work, as described, will be measured and paid for using applicable pay items as described in section 501.04 of the Standard Specifications for Construction, or other contract documents, except as modified below.

If acceptance tests, as described in section c. of this special provision, show that a Table 1 mixture parameter exceeds the Range 1, but not the Range 2, tolerance limits, that mixture parameter will be subject to a 10 percent penalty. The 10 percent penalty will be assessed based on the acceptance tests only unless the Contractor requests that the 10,000 gram sample part retained for possible dispute resolution testing be tested. The Contractor has 4 calendar days from receipt of the acceptance test results to notify the Engineer, in writing, that dispute resolution testing is requested. The Contractor's QC test results for the corresponding QA test results must result in an overall payment greater than QA test results otherwise the QA tests will not be allowed to be disputed. The Engineer has 4 calendar days to send the dispute resolution sample to the lab once dispute resolution testing is requested. The dispute resolution sample will be sent to an independent lab selected by the Local Agency, and the resultant dispute test results will be used to determine the penalty per parameter, if any. The independent lab must be a MDOT QA/QC qualified lab or an AMRL HMA qualified lab. The independent lab must not have conflicts of interest with the Contractor or Local Agency. If the dispute testing results show that the mixture parameter is out-of-specification, the Contractor will pay for the cost of the dispute resolution testing and the contract unit price for the material will be adjusted, based on all test result parameters from the dispute tests, as shown in Table 3 and Table 4. If the dispute test results do not confirm the mixture parameter is out-of-specification, then the Local Agency will pay for the cost of the dispute resolution testing and no price adjustment is required.

If acceptance tests, as described in section c. of this special provision, show that a Table 1 mixture parameter exceeds the Range 2 tolerance limits, the 10,000 gram sample part retained for possible dispute resolution testing will be sent, within 4 calendar days, to the MDOT Central Laboratory for further testing. The MDOT Central Laboratory's test results will be used to determine the penalty per mixture parameter, if any. If the MDOT Central Laboratory's results do not confirm the mixture parameter is out-of-specification, then no price adjustment is required. If the MDOT Central Laboratory's results show that the mixture is out-of-specification and the Engineer approves leaving the out-of-specification mixture in place, the contract unit price for the material will be adjusted, based on all parameters, as shown in Table 3 and Table 4.

In the case that the Contractor disputes the results of the test of the second sample obtained for a particular day of production, the test turn-around time frames given would apply to the second test and there would be no time frame on the first test.

The laboratory (MDOT Central Laboratory or independent lab) will complete all Dispute Resolution testing and return test results to the Engineer, who will provide them to the contractor, within 13 calendar days upon receiving the Dispute Resolution samples.

In all cases, when penalties are assessed, the penalty applies to each parameter, up to two parameters, that is out of specification.

Table 3: Penalty Per Parameter

Mixture Parameter out-of-Specification per Acceptance Tests	Mixture Parameter out-of- Specification per Dispute Resolution Test Lab	Price Adjustment per Parameter
NO	N/A	None
YES	NO	None
	YES	Outside Range 1 but not Range 2: decrease by 10%
		Outside Range 2: decrease by 25%

The quantity of material receiving a price adjustment is defined as the material produced from the time the first out-of-specification sample was taken until the time the sample leading to the first in-specification test was taken.

Each parameter of Table 1 is evaluated with the total price adjustment applied to the contract unit price based on a sum of the two parameter penalties resulting in the highest total price adjustment as per Table 4. For example, if three parameters are out-of-specification, with two parameters outside Range 1 of Table 1 tolerance limits, but within Range 2 of Table 1 limits and one parameter outside of Range 2 of Table 1 tolerance limits and the Engineer approves leaving the mixture in place, the total price adjustment for that quantity of material is 35 percent.

Table 4: Calculating Total Price Adjustment

Cost Adjustment as a Sum of the Two Highest Parameter Penalties		
Number of Parameters Out-of-Specification	Range(s) Outside of Tolerance Limits of Table 1 per Parameter	Total Price Adjustment
One	Range 1	10%
	Range 2	25%
Two	Range 1 & Range 1	20%
	Range 1 & Range 2	35%
	Range 2 & Range 2	50%
Three	Range 1, Range 1 & Range 1	20%
	Range 1, Range 1 & Range 2	35%
	Range 1, Range 2 & Range 2	50%
	Range 2, Range 2 & Range 2	50%

Table 5: Density Frequency Curve Development

Tested by: _____ Date/Time: _____

Route/Location:		Air Temp:
Control Section/Job Number:		Weather:
Mix Type:	Tonnage:	Gauge:
Producer:	Depth:	Gmm:

Roller #1 Type:

Pass No.	Density	Temperature	Comments
1			
2			
3			
4			
5			
6			
7			
8			
Optimum			

Roller #2 Type:

Pass No.	Density	Temperature	Comments
1			
2			
3			
4			
5			
6			
7			
8			
Optimum			

Roller #3 Type:

Pass No.	Density	Temperature	Comments
1			
2			
3			
4			
5			
6			
7			
8			
Optimum			

Summary: _____

CALHOUN COUNTY ROAD DEPARTMENT

SPECIAL PROVISIONS

FOR

LOW-TRACKING BOND COAT PERMISSIVE USE, MODIFIED

CCRD: CRW

1 of 2

4/24/17

a. Description. This work consists of furnishing a low-tracking bond coat in lieu of the standard bond coat. All work must be in accordance with the standard specifications and applicable special provisions, except as modified herein. No deviations to acceptance test methods/procedures will be allowed.

b. Materials. The following low-tracking bond coat products are required in lieu of the standard bond coat.

Table 1: Approved Low-Tracking Bond Coat Products

Manufacturer	Product Name	Specification Requirements
Blackledge Emulsions, Inc	NTSS-1HM Trackless Tack or Approved Equal	Table 2
K-Tech Specialty Coatings	AE-NT Trackless Tack or Approved Equal	Table 3

Table 2: Specification Requirements for NTSS 1-HM

Parameter	Test Method	Minimum	Maximum
Saybolt Furol Viscosity, SFS @ 25 degrees C	AASHTO T59	15	100
Storage Stability, 24 Hrs, %	AASHTO T59	--	1
Storage Stability, 5 Days, %	AASHTO T59	--	5
Residue By Distillation, %	AASHTO T59	50	--
Oil Distillate, %	AASHTO T59	--	1
Sieve Test, %	AASHTO T59	--	0.30
Tests On Residue			
Penetration, @ 25 degrees C	AASHTO T49	--	20
Softening Point Range degrees C	AASHTO T53	60	--
Solubility, %	AASHTO T44	97.5	--

Table 3: Specification Requirements for AE-NT

Parameter	Test Method	Minimum	Maximum
Saybolt Furol Viscosity, SFS @ 25 degrees C	<i>AASHTO T59</i>	15	100
Storage Stability, 5 Days, %	<i>AASHTO T59</i>	--	5
Residue By Distillation, %	<i>AASHTO T59</i>	50	--
Oil Distillate, %	<i>AASHTO T59</i>	--	1
Sieve Test, %	<i>AASHTO T59</i>	--	0.30
Tests On Residue			
Penetration, @ 25 degrees C	<i>AASHTO T49</i>	--	40
Solubility, %	<i>AASHTO T44</i>	97.5	--

c. Construction. Construct in accordance with subsection 501.03 of the Standard Specifications for Construction.

d. Measurement and Payment. The low-tracking bond will be paid for as a part of the HMA Mixture pay items.

METHOD OF PAYMENT FOR HMA MIXTURES

The item “HMA Mixtures” will be paid for by the Ton.

<u>Pay Item</u>	<u>Pay Unit</u>
HMA 13A, Mod	Ton
HMA 36A, Mod	Ton

SHOULDER, CL II

This item includes all labor, material, and equipment to place and compact the material according to Section 307 of the MDOT 2012 Standard Specifications for Construction. The Engineer will specify the width of the shoulders.

A mechanical shoulder machine, power broom, and double drum roller will be required for this project.

METHOD OF PAYMENT FOR SHOULDER, CL II

The item “Shoulder, CL II” will be paid for by the Ton.

<u>Pay Item</u>	<u>Pay Unit</u>
Shoulder, CL II	Ton

PAVEMENT FOR BUTT JOINTS, REM

When a butt joint is specified by the Engineer, the Contractor will mill the existing HMA to a depth of 1.5”. The material will be removed the full width of the joint. The removal will be tapered up to the original surface over a distance specified by the Engineer. This item also includes removing and disposing of the material.

METHOD OF PAYMENT FOR PAVT FOR BUTT JOINTS, REM

The item “Pavt for Butt Joints, Rem” will be paid for by the square yard.

<u>Pay Item</u>	<u>Pay Unit</u>
Pavt for Butt Joints, Rem	Square Yard

If the pay item “Pavt for Butt Joints, Rem” is not included, CCRD crews will mill the necessary butt joints.

COLD MILLING HMA SURFACE

This item includes all equipment, material, and labor necessary to achieve a smooth surface over the area specified in accordance with Section 501 of the MDOT 2012 Standard Specifications for Construction.

The existing HMA surface will be removed to the depth, width, grade and cross-section specified by the Engineer. The material is to be taken to CCRD’s Battle Creek Garage located on Raymond Road. All depressions left by the removal of the material below the specified grade must be back filled and compacted. All cost associated with the backfill and compaction will be borne by the contractor.

Cold milling machines must consistently remove the existing HMA surface in one or more passes to the required grade and cross section producing a uniform surface. Machines must be equipped with all of the following:

- a. Automatically controlled and activated cutting drums
- b. Grade reference and transverse slope control capabilities
- c. An approved grade referencing attachment, not less than 30 feet in length. An alternative grade referencing attachment may be used with the approval of the Engineer.

METHOD OF PAYMENT FOR COLD MILLING HMA SURFACE

The item “Cold Milling HMA Surface” will be paid for by the square yard.

<u>Pay Item</u>	<u>Pay Unit</u>
Cold Milling HMA Surface	Square Yard

DR STRUCTURE COVER, ADJ, CASE 1

This item includes all equipment, material, and labor required to raise existing manholes to match the final surface elevation of the HMA in accordance with Section 403 of the MDOT 2012 Standard Specifications for Construction.

METHOD OF PAYMENT FOR DR STRUCTURE COVER, ADJ, CASE 1

The item “Dr Structure Cover Adj, Case 1” will be paid for by the individual unit.

<u>Pay Item</u>	<u>Pay Unit</u>
Dr Structure Cover, Adj, Case 1	Each

MANHOLE PLATING

This item includes all equipment, material, and labor required to remove the existing manhole casting and place a metal plate over the manhole opening.

METHOD OF PAYMENT FOR MANHOLE PLATING

The item “Manhole Plating” will be paid for by the individual unit.

<u>Pay Item</u>	<u>Pay Unit</u>
Manhole Plating	Each

WATER VALVE BOX PLATING

This item includes all equipment, material, and labor required to remove the existing water valve box casting and place a metal plate over the water valve box opening.

METHOD OF PAYMENT FOR WATER VALVE BOX PLATING

The item “Water Valve Box Plating” will be paid for by the individual unit.

<u>Pay Item</u>	<u>Pay Unit</u>
Water Valve Box Plating	Each

CATCH BASIN, ADJ

This item includes all equipment, material, and labor required to waterproof and raise existing catch basins to match the final surface elevation of the HMA. Catch basins needing to be waterproofed or raised will be marked out by the Engineer.

MATERIALS

Mortar Type R-2 per Section 702 of the Michigan Department of Transportation’s (MDOT) 2012 Standard Specifications for Construction shall be used to coat the repaired areas.

CONSTRUCTION METHODS:

1. Remove dirt and loose mortar from the inside surface of the repair area of the drainage structure with a stiff wire brush and replace any missing brick or block. Place new block to match final surface elevation of the HMA.
2. Moisten the inside surface of the drainage structure walls.
3. Fill joints and holes with Type R-2 Mortar and apply a 1/2” thick plaster coat of Type R-2 Mortar to the inside repair areas of the drainage structure.

METHOD OF PAYMENT FOR CATCH BASIN, ADJ

The item “Catch Basin, Adj” will be paid for by the individual unit.

<u>Pay Item</u>	<u>Pay Unit</u>
Catch Basin, Adj	Each

CURB AND GUTTER, REM

This item includes all equipment, material, and labor required to remove existing curb and gutter in accordance with Section 204 of the MDOT 2012 Standard Specifications for Construction. Curb and gutter that shall be removed will be marked out by the Engineer.

METHOD OF PAYMENT FOR CURB AND GUTTER, REM

The item “Curb and Gutter, Rem” will be paid for by the foot.

<u>Pay Item</u>	<u>Pay Unit</u>
Curb and Gutter, Rem	Foot

CURB AND GUTTER, CONC, DET C4

This item includes all equipment, material, and labor required to furnish and place concrete curb and gutter in accordance with Section 802 of the MDOT 2012 Standard Specifications for Construction. The Engineer will mark out locations for curb and gutter.

METHOD OF PAYMENT FOR CURB AND GUTTER, CONC, DET C4

The item “Curb and Gutter, Conc, Det C4” will be paid for by the foot.

<u>Pay Item</u>	<u>Pay Unit</u>
Curb and Gutter, Conc, Det C4	Foot

CURB VERTICAL, HMA

This item includes all equipment, material, and labor required to furnish and place HMA vertical curb in accordance with Section 805 of the MDOT 2012 Standard Specifications for Construction.

METHOD OF PAYMENT FOR CURB AND GUTTER, CONC, DET C4

The item “Curb Vertical, HMA” will be paid for by the foot.

<u>Pay Item</u>	<u>Pay Unit</u>
Curb Vertical, HMA	Foot

PAVT MRKG, TYPE NR, TAPE, 4 INCH, (COLOR), TEMP

This item includes all equipment, material, and labor required to place four (4) inch wide temporary pavement marking tape of the appropriate color in accordance with Section 812 of the MDOT 2012 Standard Specifications for Construction. Marks shall be 2 feet long and placed every 50 feet.

METHOD OF PAYMENT FOR PAVT MRKG, TYPE NR, TAPE, 4 INCH, (COLOR), TEMP

The item “Pavt Mrkg, Type NR, Tape, 4 inch, (Color), Temp” will be paid for by the foot.

<u>Pay Item</u>	<u>Pay Unit</u>
Pavt Mrkg, Type NR, Tape, 4 inch, (Color), Temp	Foot

TRAF REGULATORY CONTROL

This item includes all equipment, material, and labor necessary for directing local traffic during construction operations in accordance with Section 812 of the MDOT 2012 Standard Specifications for Construction. Calhoun County Road Department will allow road closures during base crush and shaping and paving operations. The road may remain closed at the end of the work day during the crush and shape operations, but shall be left passable to local traffic. The road must be opened to traffic at the end of daily paving operations. During all other operations, the road will remain open with proper regulators and signage.

METHOD OF PAYMENT FOR TRAF REGULATORY CONTROL

The item “Traf Regulatory Control” will be paid for as a lump sum.

<u>Pay Item</u>	<u>Pay Unit</u>
Traf Regulatory Control	Lump Sum

MINOR TRAF DEVICES

This item includes all equipment, material, and labor necessary for providing road closed barricades, cones, plastic drums, or any other traffic control devices required in accordance with Section 812 of the MDOT 2012 Standard Specifications for Construction.

METHOD OF PAYMENT FOR MINOR TRAF DEVICES

The item “Minor Traf Devices” will be paid for as a lump sum.

<u>Pay Item</u>	<u>Pay Unit</u>
Minor Traf Devices	Lump Sum

SLOPE RESTORATION, TYPE B

This item includes all equipment, material, and labor required to install Topsoil Surface, Furnished or Salvaged; Fertilizer, Chemical Nutrient, Class A; Seeding Mixture; and Mulch Blanket which will not be paid for separately in accordance with the MDOT Special Provision for Slope Restoration, Non-Freeway. The top soil will bring the yards flush with the pavement surface. The contractor shall be required to re-seed if less than 75% of the restored area does not get established at their own expense.

METHOD OF PAYMENT FOR SLOPE RESTORATION, TYPE B

The item “Slope Restoration, Type B” will be paid for by the square yard.

<u>Pay Item</u>	<u>Pay Unit</u>
Slope Restoration, Type B	Square Yard

AGGREGATE BASE, CONDITIONING, MOD

This item includes all equipment, material, and labor required to shape the existing aggregate base to a 2% cross-slope (or as directed by the Engineer) within a tolerance of $\pm 1/2$ inch. This will occur after the Cold Milling HMA Surface at locations specified by the Engineer. A minimum compaction of 98% will be required with density testing run at the discretion of the Engineer.

METHOD OF PAYMENT FOR AGGREGATE BASE, CONDITIONING, MOD

The item “Aggregate Base, Conditioning, Mod” will be paid for by the square yard.

<u>Pay Item</u>	<u>Pay Unit</u>
Aggregate Base, Conditioning, Mod	Square Yard

HMA BASE CRUSHING AND SHAPING

This item includes all equipment, material, and labor required to crush and shape the existing HMA base in accordance with Section 305 of the MDOT 2012 Standard Specifications for Construction. The Engineer may mark out locations for placement of Aggregate Base prior to the crushing operation to provide a uniformly mixed material of aggregate and crushed HMA. The contractor shall use surplus material as backfill for undercuts when specified by the Engineer. Dust Control is also included in this item.

METHOD OF PAYMENT FOR HMA BASE CRUSHING AND SHAPING

The item “HMA Base Crushing and Shaping” will be paid for by the square yard.

<u>Pay Item</u>	<u>Pay Unit</u>
HMA Base Crushing and Shaping	Square Yard

AGGREGATE BASE, LM

This item includes all equipment, material, and labor required to place an aggregate base course of a specified thickness over the existing HMA surface prior to crushing and shaping in accordance with Section 302 of the MDOT 2012 Standard Specifications for Construction. The Engineer will mark the location and specify the thickness before the start of the operation. The aggregate shall be 22A.

METHOD OF PAYMENT AGGREGATE BASE, LM

The item “Aggregate Base, LM” will be paid for by the cubic yard.

<u>Pay Item</u>	<u>Pay Unit</u>
Aggregate Base, LM	Cubic Yard

MATERIAL, SURPLUS AND UNSUITABLE, REM, LM

This item includes all equipment, material, and labor required to remove surplus or unsuitable material to the grade specified by the Engineer after HMA crushing in accordance with Section 305 of the MDOT 2012 Standard Specifications for Construction. The contractor shall use surplus material as backfill for undercuts when specified by the Engineer. CCRD will only pay for Material, Surplus and Unsuitable, Rem, LM if the contractor removes material from the project site.

METHOD OF PAYMENT MATERIAL, SURPLUS AND UNSUITABLE, REM, LM

The item “Material, Surplus and Unsuitable, Rem, LM” will be paid for by the cubic yard.

<u>Pay Item</u>	<u>Pay Unit</u>
Material, Surplus and Unsuitable, Rem, LM	Cubic Yard

SALV CRUSHED MATERIAL, LM

This item includes all equipment, material, and labor required to load, stockpile, and haul crushed material from locations on the project to attain specified grade in accordance with Section 305 of the MDOT 2012 Standard Specifications for Construction.

METHOD OF PAYMENT SALV CRUSHED MATERIAL, LM

The item “Salv Crushed Material, LM” will be paid for by the cubic yard.

<u>Pay Item</u>	<u>Pay Unit</u>
Salv Crushed Material, LM	Cubic Yard

SUBGRADE UNDERCUTTING, TYPE II, MODIFIED

This item includes all equipment, material, and labor required to undercut the subgrade and place backfill material in accordance with Section 308 of the MDOT 2012 Standard Specifications for Construction. The Engineer will specify the location and depth of the subgrade undercut. Backfill material shall be pulverized HMA base compacted to 98%.

METHOD OF PAYMENT UNDERCUTTING, TYPE II, MODIFIED

The item “Undercutting, Type II, Modified” will be paid for by the cubic yard.

<u>Pay Item</u>	<u>Pay Unit</u>
Undercutting, Type II, Modified	Cubic Yard

APPROACH, CL II, LM, MOD

This item includes all equipment, material, and labor required to place and compact the material in accordance with Section 307 of the MDOT 2012 Standard Specifications for Construction. Maintenance gravel shall be placed in gravel driveways no later than 24 hours after the HMA base course is paved. 21AA gravel shall be placed in gravel driveways no later than 2 days after the HMA top course is paved. The gravel shall provide a smooth transition from the driveway to the HMA. The Contractor shall keep a detailed list of the house addresses that received approached gravel and approximate quantities.

METHOD OF PAYMENT APPROACH, CL II, LM, MOD

The item “Approach, Cl II, LM, Mod” will be paid for by the cubic yard.

<u>Pay Item</u>	<u>Pay Unit</u>
Approach, Cl II, LM, Mod	Cubic Yard

POST, MAILBOX, MOD

This item includes all equipment, material, and labor required to:

1. Remove and relocate the existing mailbox support during construction activities;
2. Maintain serviceability;
3. Place a new post at the permanent location after construction activities are complete;
4. Remove the mailbox from the old support and attach it firmly to the new post;
5. Relocate existing newspaper boxes and supports to the permanent location; and
6. Dispose of the old support, at the property owner’s option;

in accordance with Section 807 of the MDOT 2012 Standard Specifications for Construction. The contractor shall keep a detailed list of the house addresses where the mailbox was adjusted.

METHOD OF PAYMENT POST, MAILBOX

The item “POST, MAILBOX” will be paid for by the individual unit.

<u>Pay Item</u>	<u>Pay Unit</u>
Post, Mailbox, Mod	Each

Note: The unit price will be paid for by the post, not by the mailbox. Newspaper box adjustment will be included at no additional cost.

PROPOSED TREATMENT DESCRIPTION

Below are descriptions for each of the treatments for this project. The Engineer has the right to change the application rate or mix prior to paving.

RESTORATION

Restoration is a seeded topsoil shoulder the length of the road and placing driveway gravel in all gravel driveways.

HMA1.5

HMA1.5 is 165 lb/syd (1.5") of 36A top course over the existing pavement. 36A may be applied as a scratch course prior to paving the HMA1.5 and will be marked out before paving, paid for as HMA 36A, Mod.

HMA2.0

HMA2.0 is 220 lb/syd (2") of 36A top course over the existing pavement. 36A may be applied as a scratch course prior to paving the HMA2.0 and will be marked out before paving, paid for as HMA 36A, Mod.

HMA2.5

HMA2.5 is 165 lb/syd (1.5") of 13A leveling course followed by 110 lb/syd (1") of 36A top course paid for as HMA 13A, Mod and HMA 36A, Mod respectively.

HMA3.0

HMA3.0 is a 165 lb/syd (1.5") of 13A leveling course followed by 165 lb/syd (1.5") of 13A or 36A top course paid for as HMA 13A, Mod or HMA 36A, Mod.

CSC3.5

CSC3.5 is a crush and shape of the entire length of the road surfaced by 220 lb/syd (2") of 13A leveling course and then 165 lb/syd (1.5") of 13A top course paid for as HMA Base Crushing and Shaping and HMA 13A, Mod respectfully. Aggregate base may be placed at certain locations prior to crushing as specified by the Engineer.

CMHO1.5

CHMO1.5 is a 1.5" Cold Milling HMA Surface of the existing pavement followed by 165 lb/syd (1.5") of 36A top course paid for as Cold Milling HMA Surface and HMA 36A, Mod respectfully.

CMHO2.0

CHMO2.0 is a 2.0" Cold Milling HMA Surface of the existing pavement followed by 220 lb/syd (2.0") of 36A top course paid for as Cold Milling HMA Surface and HMA 36A, Mod respectfully.

NOTE: The leveling course shall correct the slope of the road to 2%.

1. Bradley St – from M-66 to East Ave N – 1,700 feet

HMA 13A, MOD

HMA 36A, MOD

APPROACH, CL II, LM, MOD

SLOPE RESTORATION, TYPE B

PAVT FOR BUTT JOINTS, REM

HMA BASE CRUSHING AND SHAPING

CATCH BASIN, ADJ

DR STRUCTURE COVER, ADJ, CASE 1

MANHOLE PLATING

VERTICAL CURB, HMA or CURB AND GUTTER, CONC, DET C4

WATER VALVE BOX PLATING

TRAF REGULATORY CONTROL

MINOR TRAF DEVICES

POST, MAILBOX, MOD

SCOPE OF WORK

This work includes HMA Base Crushing and Shaping the existing HMA surface to a depth of 12” then placing an HMA 13A leveling course at a width of 30’ at a rate of 220 (2”) lb/syd followed by an HMA 36A top course at a rate of 165 (1.5”) lb/syd. A topsoil shoulder will be placed along the length of the road.

The work shall also include furnishing and applying low-tracking bond coat (included in HMA items) before placing the HMA. Bond Coat will be placed at the rate of 0.5-0.15 gallons per square yard.

Intersections, driveway approaches, spillways, and HMA valley curb are included in the bid quantities for HMA items.

2. Eaton St – from M-66 to East Ave N – 1,730 feet

HMA 13A, MOD

HMA 36A, MOD

APPROACH, CL II, LM, MOD

SLOPE RESTORATION, TYPE B

PAVT FOR BUTT JOINTS, REM

HMA BASE CRUSHING AND SHAPING

SALV CRUSHED MATERIAL, LM

SUBGRADE UNDERCUTTING, TYPE II, MOD

CATCH BASIN, ADJ

DR STRUCTURE COVER, ADJ, CASE 1

MANHOLE PLATING

VERTICAL CURB, HMA or CURB AND GUTTER, CONC, DET C4

WATER VALVE BOX PLATING

TRAF REGULATORY CONTROL

MINOR TRAF DEVICES

POST, MAILBOX, MOD

SCOPE OF WORK

From M-66 to Sharon Ave, the HMA base shall be crushed to a depth of 9” and all crushed material shall be removed. The subgrade shall be undercut 3” and backfilled 8.5” with excess pulverized material. From Sharon Ave to East Ave, the HMA base shall be crushed to a depth of 12”. An HMA 13A leveling course shall be placed at a width of 30’ at a rate of 220 (2”) lb/syd followed by an HMA 36A top course at a rate of 165 (1.5”) lb/syd. A topsoil shoulder will be placed along the length of the road.

The work shall also include furnishing and applying low-tracking bond coat (included in HMA items) before placing the HMA. Bond Coat will be placed at the rate of 0.5-0.15 gallons per square yard.

Intersections, driveway approaches, spillways, and HMA valley curb are included in the bid quantities for HMA items.

3. Hopkins St – from M-66 to East Ave N – 1,775 feet

HMA 13A, MOD

HMA 36A, MOD

APPROACH, CL II, LM, MOD

SLOPE RESTORATION, TYPE B

PAVT FOR BUTT JOINTS, REM

HMA BASE CRUSHING AND SHAPING

CATCH BASIN, ADJ

DR STRUCTURE COVER, ADJ, CASE 1

MANHOLE PLATING

VERTICAL CURB, HMA or CURB AND GUTTER, CONC, DET C4

WATER VALVE BOX PLATING

TRAF REGULATORY CONTROL

MINOR TRAF DEVICES

POST, MAILBOX, MOD

SCOPE OF WORK

This work includes HMA Base Crushing and Shaping the existing HMA surface to a depth of 12” then placing an HMA 13A leveling course at a width of 31’ at a rate of 220 (2”) lb/syd followed by an HMA 36A top course at a rate of 165 (1.5”) lb/syd. A topsoil shoulder will be placed along the length of the road.

The work shall also include furnishing and applying low-tracking bond coat (included in HMA items) before placing the HMA. Bond Coat will be placed at the rate of 0.5-0.15 gallons per square yard.

Intersections, driveway approaches, spillways, and HMA valley curb are included in the bid quantities for HMA items.

4. Sharon Ave – from East Roosevelt Ave to Dead End – 1,315 feet

HMA 13A, MOD

HMA 36A, MOD

APPROACH, CL II, LM, MOD

SLOPE RESTORATION, TYPE B

PAVT FOR BUTT JOINTS, REM

HMA BASE CRUSHING AND SHAPING

CATCH BASIN, ADJ

DR STRUCTURE COVER, ADJ, CASE 1

MANHOLE PLATING

VERTICAL CURB, HMA or CURB AND GUTTER, CONC, DET C4

WATER VALVE BOX PLATING

TRAF REGULATORY CONTROL

MINOR TRAF DEVICES

POST, MAILBOX, MOD

SCOPE OF WORK

This work includes HMA Base Crushing and Shaping the existing HMA surface to depth of 12” then placing an HMA 13A leveling course at a width of 31’ at a rate of 220 (2”) lb/syd followed by an HMA 36A top course at a rate of 165 (1.5”) lb/syd. A topsoil shoulder will be placed along the length of the road.

The work shall also include furnishing and applying low-tracking bond coat (included in HMA items) before placing the HMA. Bond Coat will be placed at the rate of 0.5-0.15 gallons per square yard.

Intersections, driveway approaches, spillways, and HMA valley curb are included in the bid quantities for HMA items.

5. Van Armon Ave – from M-66 to East Ave N – 1,650 feet

HMA 13A, MOD

HMA 36A, MOD

APPROACH, CL II, LM, MOD

SLOPE RESTORATION, TYPE B

PAVT FOR BUTT JOINTS, REM

HMA BASE CRUSHING AND SHAPING

CATCH BASIN, ADJ

DR STRUCTURE COVER, ADJ, CASE 1

MANHOLE PLATING

VERTICAL CURB, HMA or CURB AND GUTTER, CONC, DET C4

WATER VALVE BOX PLATING

TRAF REGULATORY CONTROL

MINOR TRAF DEVICES

POST, MAILBOX, MOD

SCOPE OF WORK

This work includes HMA Base Crushing and Shaping the existing HMA surface to a depth of 12” then placing an HMA 13A leveling course at a width of 31’ at a rate of 220 (2”) lb/syd followed by an HMA 36A top course at a rate of 165 (1.5”) lb/syd. A topsoil shoulder will be placed along the length of the road.

The work shall also include furnishing and applying low-tracking bond coat (included in HMA items) before placing the HMA. Bond Coat will be placed at the rate of 0.5-0.15 gallons per square yard.

Intersections, driveway approaches, spillways, and HMA valley curb are included in the bid quantities for HMA items.

6. Sharon Ave – from Park Ave to East Roosevelt Ave – 1,665 feet

HMA 13A, MOD

HMA 36A, MOD

APPROACH, CL II, LM, MOD

PAVT FOR BUTT JOINTS, REM

HMA BASE CRUSHING AND SHAPING

SALV CRUSHED MATERIAL, LM

SUBGRADE UNDERCUTTING, TYPE II, MOD

MATERIAL, SURPLUS AND UNSUITABLE, REM, LM

MANHOLE PLATING

CURB AND GUTTER, REM

CURB AND GUTTER, CONC, DET C4

WATER VALVE BOX PLATING

TRAF REGULATORY CONTROL

MINOR TRAF DEVICES

SCOPE OF WORK

From Montford St to Park Ave, the HMA base shall be crushed to a depth of 7” and all crushed material shall be removed and stockpiled. The subgrade shall be undercut 5” and backfilled 8.5” with excess crushed material. From Roosevelt Ave to Montford St, the HMA base shall be crushed to a depth of 12” with excess material being removed and stockpiled. An HMA 13A leveling course shall be placed at a width of 29’ at a rate of 220 (2”) lb/syd followed by an HMA 36A top course at a rate of 165 (1.5”) lb/syd.

The work shall also include furnishing and applying low-tracking bond coat (included in HMA items) before placing the HMA. Bond Coat will be placed at the rate of 0.5-0.15 gallons per square yard.

Intersections, driveway approaches, spillways, and HMA valley curb are included in the bid quantities for HMA items.

7. Park Ave – from M-66 to Sharon Ave – 570 feet

HMA 13A, MOD

HMA 36A, MOD

APPROACH, CL II, LM, MOD

PAVT FOR BUTT JOINTS, REM

HMA BASE CRUSHING AND SHAPING

SALV CRUSHED MATERIAL, LM

SUBGRADE UNDERCUTTING, TYPE II, MOD

MATERIAL, SURPLUS AND UNSUITABLE, REM, LM

MANHOLE PLATING

CURB AND GUTTER, REM

CURB AND GUTTER, CONC, DET C4

WATER VALVE BOX PLATING

TRAF REGULATORY CONTROL

MINOR TRAF DEVICES

SCOPE OF WORK

This work includes HMA Base Crushing and Shaping the existing HMA surface to a depth of 6” and removing all crushed material. The subgrade shall be undercut 6” the entire length of the road and backfilled 8.5” with excess crushed material. An HMA 13A leveling course shall be placed at a width of 29’ at a rate of 220 (2”) lb/syd followed by an HMA 36A top course at a rate of 165 (1.5”) lb/syd.

The work shall also include furnishing and applying low-tracking bond coat (included in HMA items) before placing the HMA. Bond Coat will be placed at the rate of 0.5-0.15 gallons per square yard.

Intersections, driveway approaches, spillways, and HMA valley curb are included in the bid quantities for HMA items.

8. Edgemont St – from M-66 to Sharon Ave – 605 feet

HMA 13A, MOD

HMA 36A, MOD

APPROACH, CL II, LM, MOD

PAVT FOR BUTT JOINTS, REM

HMA BASE CRUSHING AND SHAPING

SALV CRUSHED MATERIAL, LM

MATERIAL, SURPLUS AND UNSUITABLE, REM, LM

MANHOLE PLATING

CURB AND GUTTER, REM

CURB AND GUTTER, CONC, DET C4

WATER VALVE BOX PLATING

TRAF REGULATORY CONTROL

MINOR TRAF DEVICES

SCOPE OF WORK

This work includes HMA Base Crushing and Shaping the existing HMA surface to a depth of 12”, removing and stockpiling excess material, and then placing an HMA 13A leveling course at a width of 29’ at a rate of 220 (2”) lb/syd followed by an HMA 36A top course at a rate of 165 (1.5”) lb/syd.

The work shall also include furnishing and applying low-tracking bond coat (included in HMA items) before placing the HMA. Bond Coat will be placed at the rate of 0.5-0.15 gallons per square yard.

Intersections, driveway approaches, spillways, and HMA valley curb are included in the bid quantities for HMA items.

9. Montford St – from M-66 to Sharon Ave – 700 feet

HMA 13A, MOD

HMA 36A, MOD

APPROACH, CL II, LM, MOD

PAVT FOR BUTT JOINTS, REM

HMA BASE CRUSHING AND SHAPING

SALV CRUSHED MATERIAL, LM

MATERIAL, SURPLUS AND UNSUITABLE, REM, LM

MANHOLE PLATING

CURB AND GUTTER, REM

CURB AND GUTTER, CONC, DET C4

WATER VALVE BOX PLATING

TRAF REGULATORY CONTROL

MINOR TRAF DEVICES

SCOPE OF WORK

This work includes HMA Base Crushing and Shaping the existing HMA surface to a depth of 12”, removing and stockpiling excess material, and then placing an HMA 13A leveling course at a width of 29’ at a rate of 220 (2”) lb/syd followed by an HMA 36A top course at a rate of 165 (1.5”) lb/syd.

The work shall also include furnishing and applying low-tracking bond coat (included in HMA items) before placing the HMA. Bond Coat will be placed at the rate of 0.5-0.15 gallons per square yard.

Intersections, driveway approaches, spillways, and HMA valley curb are included in the bid quantities for HMA items.

10. Oxford St – from Edgemont St to Montford St – 785 feet

HMA 13A, MOD

HMA 36A, MOD

APPROACH, CL II, LM, MOD

PAVT FOR BUTT JOINTS, REM

HMA BASE CRUSHING AND SHAPING

SALV CRUSHED MATERIAL, LM

MATERIAL, SURPLUS AND UNSUITABLE, REM, LM

MANHOLE PLATING

CURB AND GUTTER, REM

CURB AND GUTTER, CONC, DET C4

WATER VALVE BOX PLATING

TRAF REGULATORY CONTROL

MINOR TRAF DEVICES

SCOPE OF WORK

This work includes HMA Base Crushing and Shaping the existing HMA surface to a depth of 12”, removing and stockpiling excess material, and then placing an HMA 13A leveling course at a width of 29’ at a rate of 220 (2”) lb/syd followed by an HMA 36A top course at a rate of 165 (1.5”) lb/syd.

The work shall also include furnishing and applying low-tracking bond coat (included in HMA items) before placing the HMA. Bond Coat will be placed at the rate of 0.5-0.15 gallons per square yard.

Intersections, driveway approaches, spillways, and HMA valley curb are included in the bid quantities for HMA items.

11. Burton Ave – from Bellevue Rd to La Grange Ave – 570 feet

HMA 36A, MOD
SLOPE RESTORATION, TYPE B
PAVT FOR BUTT JOINTS, REM
APPROACH, CL II, LM, MOD
TRAF REGULATORY CONTROL
MINOR TRAF DEVICES
POST, MAILBOX, MOD

SCOPE OF WORK

The work will consist of preparing the existing surface and then placing an HMA 36A top course approximately 22' wide at an average yield of 165 (1.5") lb/syd. A topsoil shoulder will be placed along the length of the road.

The work shall also include furnishing and applying low-tracking bond coat (included in HMA items) before placing the HMA. Bond Coat will be placed at the rate of 0.5-0.15 gallons per square yard.

Intersections, driveway approaches, spillways, and HMA valley curb are included in the bid quantities for HMA items.

12. La Grange Ave – from Burton Ave to Pennfield/Emmett Township Line – 1,225 feet

HMA 36A, MOD
SLOPE RESTORATION, TYPE B
PAVT FOR BUTT JOINTS, REM
APPROACH, CL II, LM, MOD
DR STRUCTURE COVER, ADJ, CASE 1
TRAF REGULATORY CONTROL
MINOR TRAF DEVICES
POST, MAILBOX, MOD

SCOPE OF WORK

The work will consist of preparing the existing surface and then placing an HMA 36A top course approximately 22' wide at an average yield of 165 (1.5") lb/syd. A topsoil shoulder will be placed along the length of the road.

The work shall also include furnishing and applying low-tracking bond coat (included in HMA items) before placing the HMA. Bond Coat will be placed at the rate of 0.5-0.15 gallons per square yard.

Intersections, driveway approaches, spillways, and HMA valley curb are included in the bid quantities for HMA items.

13. Dick St – from Burton Ave to Pennfield/Emmett Township Line – 1,130 feet

HMA 36A, MOD

SLOPE RESTORATION, TYPE B

PAVT FOR BUTT JOINTS, REM

APPROACH, CL II, LM, MOD

TRAF REGULATORY CONTROL

MINOR TRAF DEVICES

POST, MAILBOX, MOD

SCOPE OF WORK

The work will consist of preparing the existing surface and then placing an HMA 36A top course approximately 22' wide at an average yield of 165 (1.5") lb/syd. A topsoil shoulder will be placed along the length of the road.

The work shall also include furnishing and applying low-tracking bond coat (included in HMA items) before placing the HMA. Bond Coat will be placed at the rate of 0.5-0.15 gallons per square yard.

Intersections, driveway approaches, spillways, and HMA valley curb are included in the bid quantities for HMA items.

14. Raymond Rd North – from Hampton Ave to Pennfield/Emmett Township Line – 605 feet

HMA 36A, MOD

SLOPE RESTORATION, TYPE B

PAVT FOR BUTT JOINTS, REM

APPROACH, CL II, LM, MOD

TRAF REGULATORY CONTROL

MINOR TRAF DEVICES

POST, MAILBOX, MOD

SCOPE OF WORK

The work will consist of preparing the existing surface and then placing an HMA 36A top course approximately 22' wide at an average yield of 165 (1.5") lb/syd. A topsoil shoulder will be placed along the length of the road.

The work shall also include furnishing and applying low-tracking bond coat (included in HMA items) before placing the HMA. Bond Coat will be placed at the rate of 0.5-0.15 gallons per square yard.

Intersections, driveway approaches, spillways, and HMA valley curb are included in the bid quantities for HMA items.

15. Willison Ave – from Bellevue Rd to Raymond Rd N – 940 feet

HMA 36A, MOD

SLOPE RESTORATION, TYPE B

PAVT FOR BUTT JOINTS, REM

APPROACH, CL II, LM, MOD

TRAF REGULATORY CONTROL

MINOR TRAF DEVICES

POST, MAILBOX, MOD

SCOPE OF WORK

The work will consist of preparing the existing surface and then placing an HMA 36A top course approximately 22' wide at an average yield of 165 (1.5") lb/syd. A topsoil shoulder will be placed along the length of the road.

The work shall also include furnishing and applying low-tracking bond coat (included in HMA items) before placing the HMA. Bond Coat will be placed at the rate of 0.5-0.15 gallons per square yard.

Intersections, driveway approaches, spillways, and HMA valley curb are included in the bid quantities for HMA items.

16. Hampton Ave – from Bellevue Rd to Raymond Rd N – 1045 feet

HMA 36A, MOD
SLOPE RESTORATION, TYPE B
PAVT FOR BUTT JOINTS, REM
APPROACH, CL II, LM, MOD
DR STRUCTURE COVER, ADJ, CASE 1
TRAF REGULATORY CONTROL
MINOR TRAF DEVICES
POST, MAILBOX, MOD

SCOPE OF WORK

The work will consist of preparing the existing surface and then placing an HMA 36A top course approximately 22' wide at an average yield of 165 (1.5") lb/syd. A topsoil shoulder will be placed along the length of the road.

The work shall also include furnishing and applying low-tracking bond coat (included in HMA items) before placing the HMA. Bond Coat will be placed at the rate of 0.5-0.15 gallons per square yard.

Intersections, driveway approaches, spillways, and HMA valley curb are included in the bid quantities for HMA items.

17. Mill Rd – from Pennfield/Emmett Township Line to Dead End – 285 feet

SLOPE RESTORATION, TYPE B

APPROACH, CL II, LM, MOD

SCOPE OF WORK

A topsoil shoulder will be placed along the length of the road and gravel will be placed in driveways.

18. Maxwell Ave – from Darlene Ln to Pennfield/Emmett Township Line – 585 feet

HMA 36A, MOD
SLOPE RESTORATION, TYPE B
PAVT FOR BUTT JOINTS, REM
APPROACH, CL II, LM, MOD
DR STRUCTURE COVER, ADJ, CASE 1
TRAF REGULATORY CONTROL
MINOR TRAF DEVICES
POST, MAILBOX, MOD

SCOPE OF WORK

The work will consist of preparing the existing surface and then placing an HMA 36A top course approximately 22' wide at an average yield of 165 (1.5") lb/syd. A topsoil shoulder will be placed along the length of the road.

The work shall also include furnishing and applying low-tracking bond coat (included in HMA items) before placing the HMA. Bond Coat will be placed at the rate of 0.5-0.15 gallons per square yard.

Intersections, driveway approaches, spillways, and HMA valley curb are included in the bid quantities for HMA items.

19. Pickford Ave – from Pennfield/Emmett Township Line to Dead End – 825 feet

HMA 36A, MOD
SLOPE RESTORATION, TYPE B
PAVT FOR BUTT JOINTS, REM
APPROACH, CL II, LM, MOD
DR STRUCTURE COVER, ADJ, CASE 1
TRAF REGULATORY CONTROL
MINOR TRAF DEVICES
POST, MAILBOX, MOD

SCOPE OF WORK

The work will consist of preparing the existing surface and then placing an HMA 36A top course approximately 22' wide at an average yield of 165 (1.5") lb/syd. A topsoil shoulder will be placed along the length of the road.

The work shall also include furnishing and applying low-tracking bond coat (included in HMA items) before placing the HMA. Bond Coat will be placed at the rate of 0.5-0.15 gallons per square yard.

Intersections, driveway approaches, spillways, and HMA valley curb are included in the bid quantities for HMA items.

20. Kimball Ave – from Pennfield/Emmett Township Line to Dead End – 1,055 feet

HMA 36A, MOD

SLOPE RESTORATION, TYPE B

PAVT FOR BUTT JOINTS, REM

APPROACH, CL II, LM, MOD

DR STRUCTURE COVER, ADJ, CASE 1

TRAF REGULATORY CONTROL

MINOR TRAF DEVICES

POST, MAILBOX, MOD

SCOPE OF WORK

The work will consist of preparing the existing surface and then placing an HMA 36A top course approximately 22' wide at an average yield of 165 (1.5") lb/syd. A topsoil shoulder will be placed along the length of the road.

The work shall also include furnishing and applying low-tracking bond coat (included in HMA items) before placing the HMA. Bond Coat will be placed at the rate of 0.5-0.15 gallons per square yard.

Intersections, driveway approaches, spillways, and HMA valley curb are included in the bid quantities for HMA items.

21. Darlene Ln – from Maxwell Ave to Brigden Dr – 935 feet

HMA 36A, MOD
SLOPE RESTORATION, TYPE B
APPROACH, CL II, LM, MOD
TRAF REGULATORY CONTROL
MINOR TRAF DEVICES
POST, MAILBOX, MOD

SCOPE OF WORK

The work will consist of preparing the existing surface and then placing an HMA 36A top course approximately 22' wide at an average yield of 165 (1.5") lb/syd. A topsoil shoulder will be placed along the length of the road.

The work shall also include furnishing and applying low-tracking bond coat (included in HMA items) before placing the HMA. Bond Coat will be placed at the rate of 0.5-0.15 gallons per square yard.

Intersections, driveway approaches, spillways, and HMA valley curb are included in the bid quantities for HMA items.

22. Chaplin Ave – from Maxwell Ave to Brigden Dr – 900 feet

HMA 36A, MOD
SLOPE RESTORATION, TYPE B
APPROACH, CL II, LM, MOD
TRAF REGULATORY CONTROL
MINOR TRAF DEVICES
POST, MAILBOX, MOD

SCOPE OF WORK

The work will consist of preparing the existing surface and then placing an HMA 36A top course approximately 22' wide at an average yield of 165 (1.5") lb/syd. A topsoil shoulder will be placed along the length of the road.

The work shall also include furnishing and applying low-tracking bond coat (included in HMA items) before placing the HMA. Bond Coat will be placed at the rate of 0.5-0.15 gallons per square yard.

Intersections, driveway approaches, spillways, and HMA valley curb are included in the bid quantities for HMA items.

23. Brigden Dr – from Pennfield/Emmett Township Line to Battle Creek City Limits – 1,645 feet

HMA 36A, MOD

SLOPE RESTORATION, TYPE B

PAVT FOR BUTT JOINTS, REM

APPROACH, CL II, LM, MOD

DR STRUCTURE COVER, ADJ, CASE 1

TRAF REGULATORY CONTROL

MINOR TRAF DEVICES

POST, MAILBOX, MOD

SCOPE OF WORK

The work will consist of preparing the existing surface and then placing an HMA 36A top course approximately 22' wide at an average yield of 165 (1.5") lb/syd. A topsoil shoulder will be placed along the length of the road.

The work shall also include furnishing and applying low-tracking bond coat (included in HMA items) before placing the HMA. Bond Coat will be placed at the rate of 0.5-0.15 gallons per square yard.

Intersections, driveway approaches, spillways, and HMA valley curb are included in the bid quantities for HMA items.

24. 12 Mile Rd – Burrows Road/T Dr N to Railroad Tracks – 2,700 feet

HMA 13A, MOD

SHOULDER, CL II

APPROACH, CL II, LM, MOD

PAVT FOR BUTT JOINTS, REM

PAVT MRKG, TYPE NR, TAPE, 4 INCH, (COLOR), TEMP

TRAF REGULATORY CONTROL

MINOR TRAF DEVICES

POST, MAILBOX, MOD

SCOPE OF WORK

The work will consist of preparing the existing surface and then placing an HMA 13A top course approximately 22' wide at an average yield of 220 (2.0") lb/syd. A 3' gravel shoulder will then be placed the length of the road on both sides.

The work shall also include furnishing and applying low-tracking bond coat (included in HMA items) before placing the HMA. Bond Coat will be placed at the rate of 0.5-0.15 gallons per square yard.

Intersections, driveway approaches, spillways, and HMA valley curb are included in the bid quantities for HMA items.

GENERAL NOTES

The contractor will be required to submit a quality control (QC) Plan for HMA, in accordance with the HMA Production Manual. In this QC Plan please include a list of equipment and the manufacturer's recommended speed, impacts per foot, and vibration amplitude for the HMA thickness.

CCRD reserves the right to perform material testing and inspections in accordance with MDOT Standard Specification 2012 for quality assurance (QA).

CCRD will require a bi-weekly progress meeting. At such meetings the contractor shall supply a detailed bi-weekly construction schedule with haul route for approval by Engineer.

No work shall be performed during the Memorial Day, 4th of July or Labor Day holiday periods, as defined by the Engineer.

No work shall occur on Wednesdays on Raymond Road.

The start date of this project is dependent on storm sewer work. CCRD will inform the contractor when this work is completed.

There is one culvert to be replaced on 12 Mile Road. It is scheduled to be complete by July 21st 2017. CCRD will inform the contractor when this culvert replacement has been completed.

Drainage work is to be done in the two neighborhoods north of the Emmett/Pennfield Township line (Roads 11-23). CCRD will inform the contractor when this work has been completed.

There are two options for bids. In Option 1, Bradley, Eaton, Hopkins, Sharon (north of Roosevelt), and Van Armon shall receive HMA vertical curb paid for as *Vertical Curb, HMA* prior to the top course. In Option 2, Bradley, Eaton, Hopkins, Sharon (north of Roosevelt), and Van Armon shall receive concrete curb and gutter paid for as *Curb and Gutter, Conc, Det C4* prior to paving.

The roads specified to be undercut shall be pulverized first. The crushed material will be removed and stockpiled. The subgrade will then be undercut. The stockpiled crushed material will then be placed and compacted in the undercut areas. Excess crushed material from surrounding roads will also need to be stockpiled and used to backfill the undercuts.

BID SCHEDULE – OPTION 1

HMA 13A, Mod.....	5,825 Tons
HMA 36A, Mod.....	6,300 Tons
Approach, Cl II, LM, Mod.....	105 Cyd
Slope Restoration, Type B.....	13,300 Syd
Pavt for Butt Joints, Rem.....	365 Syd
HMA Base Crushing and Shaping.....	41,500 Syd
Salv Crushed Material, LM.....	1,100 Cyd
Subgrade Undercutting, Type II, Mod.....	1,100 Cyd
Material, Surplus and Unsuitable, Rem, LM.....	250 Cyd
Dr Structure Cover, Adj, Case 1.....	45 Ea
Manhole Plating.....	21 Ea
Water Valve Box Plating.....	3 Ea
Catch Basin, Adj.....	22 Ea
Curb and Gutter, Rem.....	2,000 Feet
Curb and Gutter, Conc, Det C4.....	2,000 Feet
Curb Vertical, HMA.....	16,340 Feet
Traf Regulatory Control.....	1 LSUM
Minor Traf Devices.....	1 LSUM
Post, Mailbox, Mod	230 Ea
Shoulder, Cl II.....	175 Tons
Pavt Mrkg, Type NR, Tape, 4 inch, Yellow, Temp.....	110 Feet

BID SCHEDULE – OPTION 2

HMA 13A, Mod.....	5,825 Tons
HMA 36A, Mod.....	6,300 Tons
Approach, Cl II, LM, Mod.....	105 Cyd
Slope Restoration, Type B.....	13,300 Syd
Pavt for Butt Joints, Rem.....	365 Syd
HMA Base Crushing and Shaping.....	41,500 Syd
Salv Crushed Material, LM.....	1,100 Cyd
Subgrade Undercutting, Type II, Mod.....	1,100 Cyd
Material, Surplus and Unsuitable, Rem, LM.....	250 Cyd
Dr Structure Cover, Adj, Case 1.....	45 Ea
Manhole Plating.....	21 Ea
Water Valve Box Plating.....	3 Ea
Catch Basin, Adj.....	22 Ea
Curb and Gutter, Rem.....	2,000 Feet
Curb and Gutter, Conc, Det C4.....	18,340 Feet
Traf Regulatory Control.....	1 LSUM
Minor Traf Devices.....	1 LSUM
Post, Mailbox, Mod	230 Ea
Shoulder, Cl II.....	175 Tons
Pavt Mrkg, Type NR, Tape, 4 inch, Yellow, Temp.....	110 Feet

Schedule of Items (Itemized Bid Sheet)

Letting Date: Monday, June 19, 2017 12:00 PM

Contract ID: Pennfield LRP8
Location: Pennfield Township
Description:

Project Number: Pennfield LRP8 - Option 1	Project Engineer: Clayton Wehner
Estimate Number: 1	Date Created: 4/3/2017
Project Type: Miscellaneous	Fed/State #:
Location: Pennfield Township	Fed Item:
	Control Section:

Description:

Instructions to Bidders: IMPORTANT NOTICE:
If the proposal establishes a maximum price for any of the following work items, and if you bid a price higher than that maximum price, your bid will be considered to have quoted the maximum price and your bid total will be adjusted to reflect that maximum price.

If the proposal provides a specified price for any of the following work items, and if you bid a price higher or lower than that specified price, your bid will be adjusted to reflect that specified price.

If your bid is the lowest accepted bid, and if you refuse to accept the award of the contract due to the change in what you quoted as a maximum or specified price, you will forfeit your proposal guaranty.

Pay Item	Description	Quantity	Units	Unit Price		Bid Amount	
				Dollars	Cts	Dollars	Cts
2040020	Curb and Gutter, Rem	2,000	Ft				
2057021	_ Subgrade Undercutting, Type II, Mod	1,100	Cyd				
3050002	HMA Base Crushing and Shaping	41,500	Syd				
3050010	Material, Surplus and Unsuitable, Rem, LM	250	Cyd				
3050015	Salv Crushed Material, LM	1,100	Cyd				
3070121	Shoulder, CI II	175	Ton				
3077021	_ Approach,CI,II, LM, Mod	105	Cyd				
4030005	Dr Structure Cover, Adj, Case 1	45	Ea				
4037050	_ Catch Basin, Adj	22	Ea				
4037050	_ Manhole Plating	21	Ea				
4037050	_ Water Valve Box Plating	3	Ea				
5010008	Pavt for Butt Joints, Rem	365	Syd				
5017031	_ HMA 13A, Mod	5,825	Ton				
5017031	_ HMA 36A, Mod	6,300	Ton				
8020023	Curb and Gutter, Conc, Det C4	2,000	Ft				
8050020	Curb Vertical, HMA	16,340	Ft				
8077050	_ Post, Mailbox, Mod	230	Ea				
8120170	Minor Traf Devices	1	LSUM				
8120231	Pavt Mrkg, Type NR, Tape, 4 inch, Yellow, Temp	110	Ft				
8120370	Traf Regulator Control	1	LSUM				
8160101	Slope Restoration, Type B	13,300	Syd				

Pay Item	Description	Quantity	Units	Unit Price		Bid Amount		
				Dollars	Cts	Dollars	Cts	
Total Bid:								

Contractor: _____

(Signature)

(Date)

Schedule of Items (Itemized Bid Sheet)

Letting Date: Monday, June 19, 2017 12:00 PM

Contract ID: Pennfield LRP8
Location: Pennfield Township
Description:

Project Number: Pennfield LRP8 - Option 2	Project Engineer: Clayton Wehner
Estimate Number: 1	Date Created: 4/3/2017
Project Type: Miscellaneous	Fed/State #:
Location: Pennfield Township	Fed Item:
	Control Section:

Description:

Instructions to Bidders: IMPORTANT NOTICE:
If the proposal establishes a maximum price for any of the following work items, and if you bid a price higher than that maximum price, your bid will be considered to have quoted the maximum price and your bid total will be adjusted to reflect that maximum price.

If the proposal provides a specified price for any of the following work items, and if you bid a price higher or lower than that specified price, your bid will be adjusted to reflect that specified price.

If your bid is the lowest accepted bid, and if you refuse to accept the award of the contract due to the change in what you quoted as a maximum or specified price, you will forfeit your proposal guaranty.

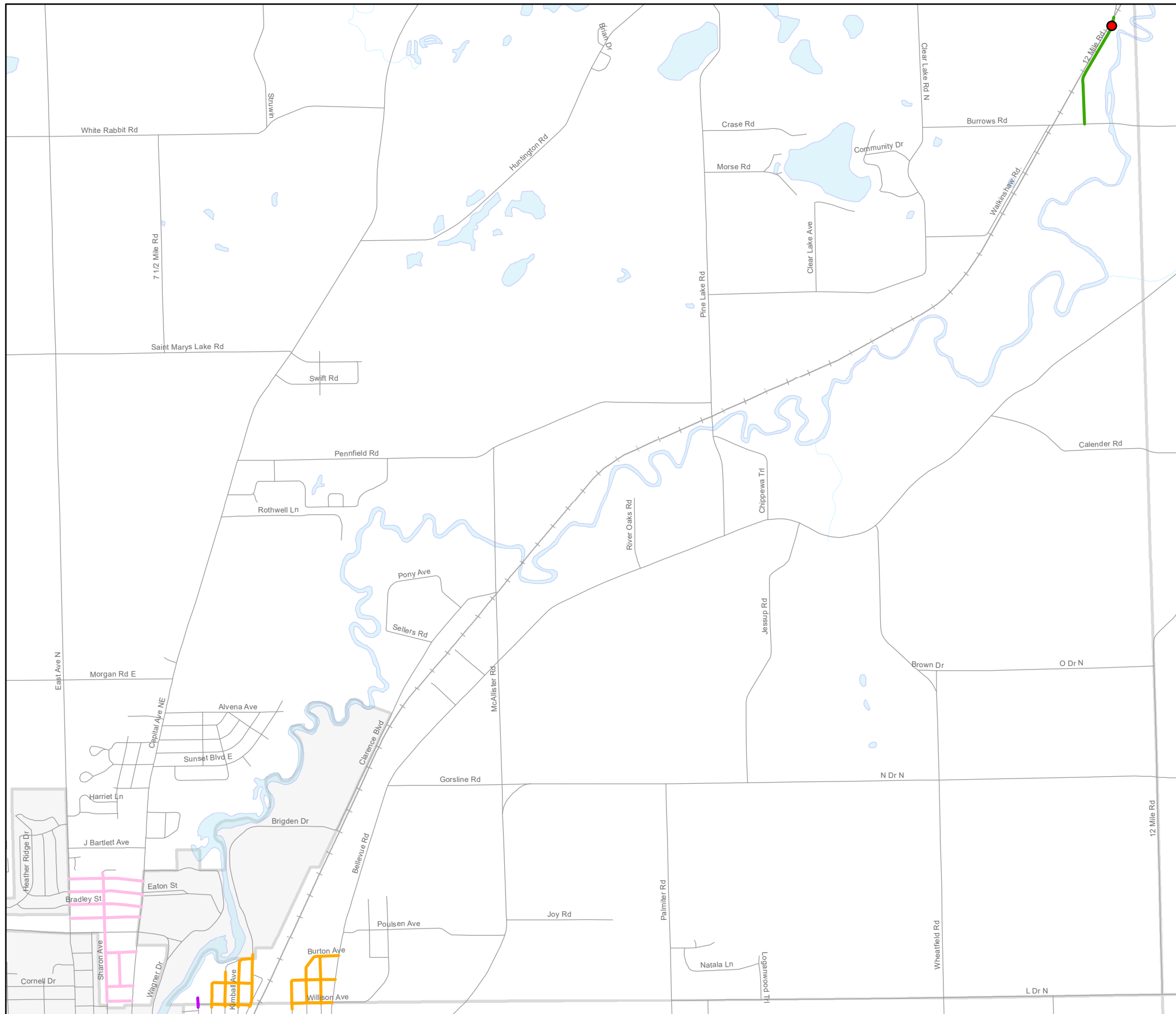
Pay Item	Description	Quantity	Units	Unit Price		Bid Amount	
				Dollars	Cts	Dollars	Cts
2040020	Curb and Gutter, Rem	2,000	Ft				
2057021	_ Subgrade Undercutting, Type II, Mod	1,100	Cyd				
3050002	HMA Base Crushing and Shaping	41,500	Syd				
3050010	Material, Surplus and Unsuitable, Rem, LM	250	Cyd				
3050015	Salv Crushed Material, LM	1,100	Cyd				
3070121	Shoulder, CI II	175	Ton				
3077021	_ Approach,CI,II, LM, Mod	105	Cyd				
4030005	Dr Structure Cover, Adj, Case 1	45	Ea				
4037050	_ Catch Basin, Adj	22	Ea				
4037050	_ Manhole Plating	21	Ea				
4037050	_ Water Valve Box Plating	3	Ea				
5010008	Pavt for Butt Joints, Rem	365	Syd				
5017031	_ HMA 13A, Mod	5,825	Ton				
5017031	_ HMA 36A, Mod	6,300	Ton				
8020023	Curb and Gutter, Conc, Det C4	18,340	Ft				
8077050	_ Post, Mailbox, Mod	230	Ea				
8120170	Minor Traf Devices	1	LSUM				
8120231	Pavt Mrkg, Type NR, Tape, 4 inch, Yellow, Temp	110	Ft				
8120370	Traf Regulator Control	1	LSUM				
8160101	Slope Restoration, Type B	13,300	Syd				

Pay Item	Description	Quantity	Units	Unit Price		Bid Amount		
				Dollars	Cts	Dollars	Cts	
Total Bid:								

Contractor: _____

(Signature)

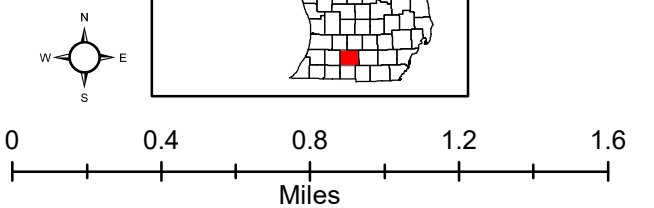
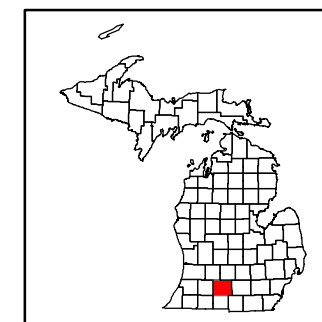
(Date)



P

Pennfield Township 2017 LRP8

- HMA1.5
- CSC3.5
- Restoration
- HMA2.0
- DEQ culvert replacement



Map created 2/21/17
Source: Calhoun Co. Road Dept.